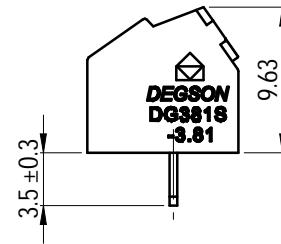
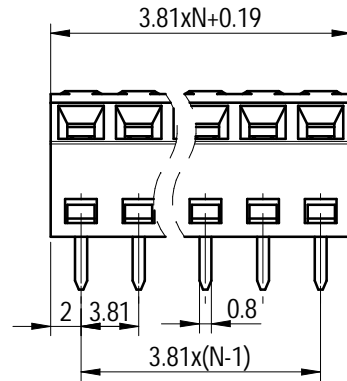
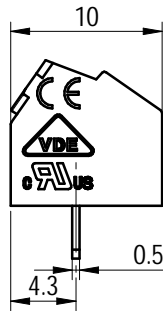
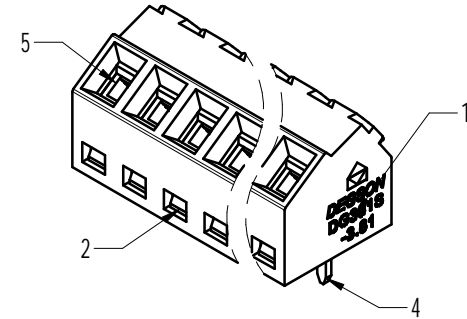
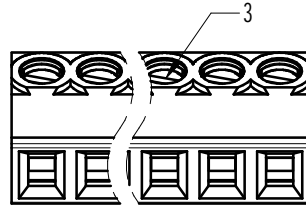


未注公差/General tolerances (mm)													0.1/10	
0	>3	>6	>10	>18	>30	>50	>80	>120	>180	>250	>315	>400		>500
±0.12	±0.18	±0.22	±0.26	±0.31	±0.37	±0.57	±0.80	±0.93	±1.05	±1.15	±1.60	±2.20	±2.50	±2'

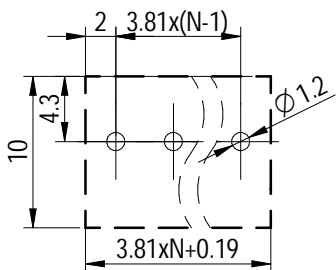


Note:
The A&Z(H) in the name means: A(H) and Z(H)

ITEM	NAME OF PART	MATERIAL	NOTES
5	Cage	Copper alloy	M2/Ni_plated
4	Pin_header	Copper alloy	Sn_plated
3	Screws	Steel	M2/Zn_plated
2	Cover	Nylon	UL94V-0
1	Housing	Nylon	UL94V-0

UL 标准/UL Standard:	B	C	D
额定电压/电流/Rated Voltage(V)/Current(A)	300/10	/	/
IEC 标准/IEC Standard:			
过压类别/Overtoltage Category/污染等级/Pollution Degree	/	III/2	/
额定电压/电流/Rated Voltage(V)/Current(A)	/	130/10	/
额定脉冲电压(KV)/Rate Impulse Voltage(KV)	/	1.25	/
螺丝扭矩/Torque Tightening(N·m/Lb.in)	M2, 0.2/1.77		
线径范围(硬线和软线)/Wire Range(rigid and flexible)(AWG)	26~16 / 0.2~1.5		
间距/Pitch(mm)/线数范围/Poles	3.81/N=02~18P		
剥线长度/Stripping length(mm)	5~6		
使用温度范围/Operating temperature(°C)	-40~+105		
符合RoHS环保要求/Conform to RoHS	Yes		

PCB LAYOUT



MATERIAL:	SURFACE/COLOR:
MAT NO./REV:	MAT STATUS: 批量

APPD: David	2022.12.08
CHKD: David	2022.12.08
DRFT: 曹心一	2022.12.08

NAME				
DG381S-3.81-XXP-1Y-00A&Z(H)				

REV	ECN	DESCRIPTION	DRFT	DATE	比例 (inch)	DRAWING NO.	TYPE	DRAWING STATUS	SCALE	SHEET
00			曹心一	2022.12.08	1:1	200123949	CUSTOMER DRAWING	已发布	2:1	1/1

Transfer or duplication of this document as well as the utilization or communication of its contents are prohibited unless authorized in writing by Degson. All rights reserved for patent, utility model or design registrations. 除专利、实用新型、外观设计、发明专利、软件著作权、集成电路布图设计专有权、商业秘密和与经营活动有关的知识产权外，其他知识产权均归德松公司所有。