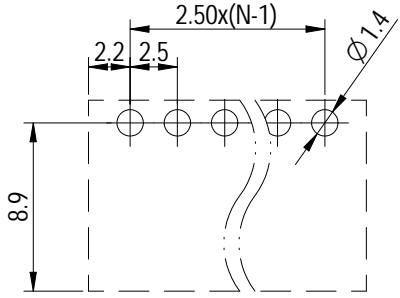
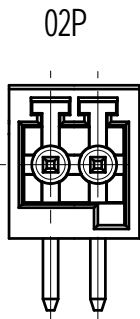
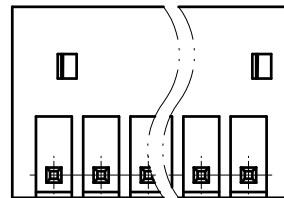
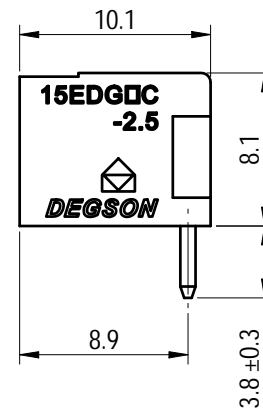
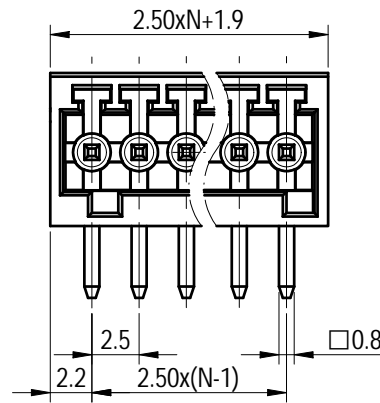
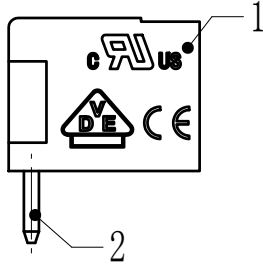
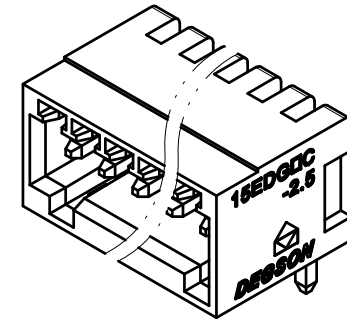


PCB LAYOUT



公差/General tolerances (mm)													0.1/10	
0	>3	>6	>10	>18	>30	>50	>80	>120	>180	>250	>315	>400		>500
~	~	~	~	~	~	~	~	~	~	~	~	~	~	~
±0.12	±0.18	±0.22	±0.26	±0.31	±0.37	±0.57	±0.80	±0.93	±1.05	±1.15	±1.60	±2.20	±2.50	±2'



Note:  
The A&Z (H) in the name means: A (H) and Z (H).

ITEM	NAME OF PART	MATERIAL	NOTES
2	Pin	Copper alloy	Sn Plated
1	Housing	PA66	UL94V-0

UL 标准/UL Standard:	B	C	D
额定电压/电流/Rated Voltage(V)/Current(A)	150/4	/	/
IEC 标准/IEC Standard:			
过压类别/Overvoltage Category/污染等级/Pollution Degree	III/3	III/2	II/2
额定电压/电流/Rated Voltage(V)/Current(A)	/	/	250/5
额定脉冲电压(KV)/Rate Impulse Voltage(KV)	/	/	2.5
间距/Pitch(mm)/线数范围/Poles	2.5/N=02~12P		
使用温度范围/Operating temperature(°C)	-40~+105		
符合RoHS环保要求/Conform to RoHS	Yes		

**DEGSON**

APPD: 兰春华 2022.09.09  
 CHKD: 龚耀志 2022.09.08  
 DRFT: 朱岳鹏 2022.09.08

MATERIAL:	SURFACE/COLOR:		
MAT NO./REV:	MAT STATUS: 批量		
NAME	15EDGRC-2.5-XXP-1Y-00A&Z (H)		
DRAWING NO.	TYPE	DRAWING STATUS	SCALE
200103973	CUSTOMER DRAWING	已发布	2.5:1
		SHEET	1/1

REV	ECN	DESCRIPTION	DRFT	DATE
00			朱岳鹏	2022.09.08

Transfer or duplication of this document as well as the utilization or communication of its contents are prohibited unless authorized in writing by Degson Electronics Co., Ltd. All rights reserved for patent. 除专利声明外，其他内容均受法律保护。未经授权，不得复制或传播。 02P