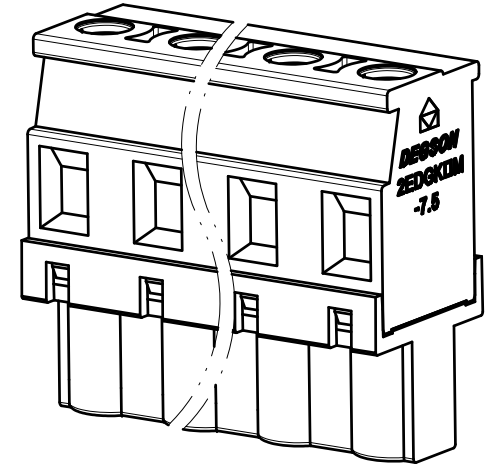
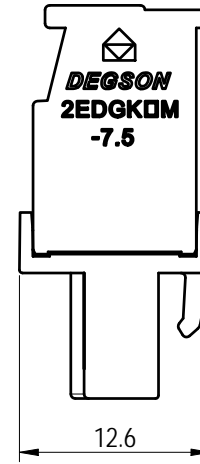
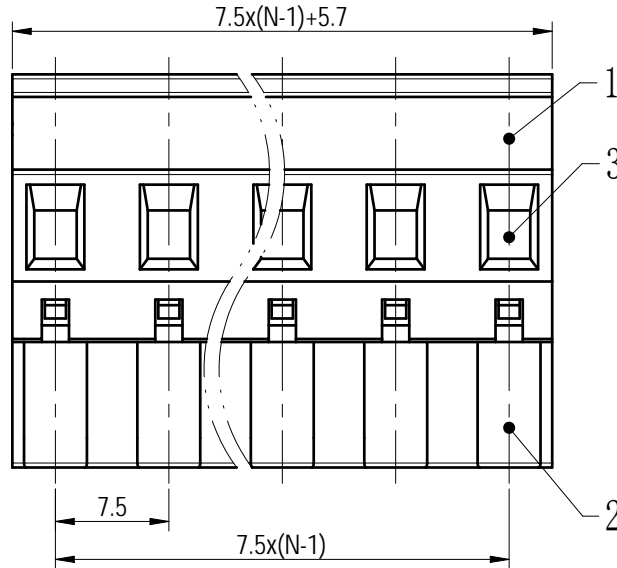
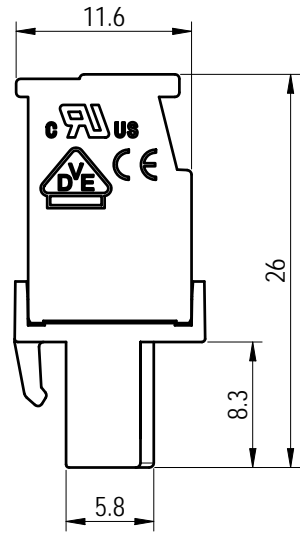
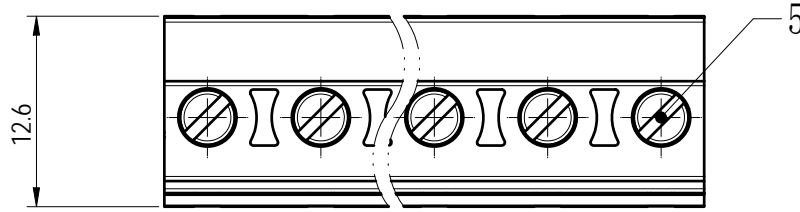


| 未注公差/General tolerances (mm) |       |       |       |       |       |       |       |       |       |       |       |       | 0.1/10 |
|------------------------------|-------|-------|-------|-------|-------|-------|-------|-------|-------|-------|-------|-------|--------|
| 0                            | >3    | >6    | >10   | >18   | >30   | >50   | >80   | >120  | >180  | >250  | >315  | >400  |        |
| ~3                           | ~6    | ~10   | ~18   | ~30   | ~50   | ~80   | ~120  | ~180  | ~250  | ~315  | ~400  | ~500  | >500   |
| ±0.12                        | ±0.18 | ±0.22 | ±0.26 | ±0.31 | ±0.37 | ±0.57 | ±0.80 | ±0.93 | ±1.05 | ±1.15 | ±1.60 | ±2.20 | ±2.50  |




Note:  
The A&Z(H) in the name means: A(H) and Z(H).

| ITEM | NAME OF PART | MATERIAL     | NOTES        |
|------|--------------|--------------|--------------|
| 5    | Screw 1      | Steel        | M3/Zn Plated |
| 4    | Clamp        | Copper alloy | Sn Plated    |
| 3    | Cage         | Copper alloy | M3/Ni Plated |
| 2    | Cover        | PA66         | UL94V-0      |
| 1    | Housing      | PA66         | UL94V-0      |

| ITEM   | NAME OF PART | MATERIAL      | NOTES  |
|--|--------------|---------------|--------|
| UL 标准/UL Standard:   |              | B             | C      |
| 额定电压/电流/Rated Voltage(V)/Current(A)                              |              | 300/15        | /      |
| IEC 标准/IEC Standard:   |              |               | D      |
| 过压类别/Overvoltage Category/污染等级/Pollution Degree                  |              | III/3         | III/2  |
| 额定电压/电流/Rated Voltage(V)/Current(A)                              |              | /             | 400/18 |
| 额定脉冲电压(KV)/Rate Impulse Voltage(KV)                              |              | /             | 4      |
| 螺丝扭矩/Torque Tightening(N·m/Lb.in)                                |              | M3, 0.5/4.43  |        |
| 线径范围(硬线和软线)/Wire Range(rigid and flexible)(AWG/mm <sup>2</sup> ) |              | 28~12/1.0~2.5 |        |
| 间距/Pitch(mm)/线数范围/Poles  |              | 7.5/N=02~14P  |        |
| 剥线长度/Stripping length(mm)  |              | 7             |        |
| 使用温度范围/Operating temperature(°C)                                 |              | -40~+105      |        |
| 符合RoHS环保要求/Conform to RoHS                                       |              | Yes           |        |

02P: Clasp on the left from this view



| APPD: 兰春华 2023.03.02              |  | CHKD: 龚耀志 2023.02.28 |  | DRFT: 代永康 2023.02.28 |  | DRAWING NO. 200020974 |  | TYPE CUSTOMER DRAWING |  | DRAWING STATUS 已发布 |  | SCALE 2:1 |  | SHEET 1/1 |  |
|-----------------------------------|--|----------------------|--|----------------------|--|-----------------------|--|-----------------------|--|--------------------|--|-----------|--|-----------|--|
| MATERIAL: SURFACE/COLOR:          |  |                      |  | MAT NO./REV: - / 00  |  |                       |  | MAT STATUS: 批量        |  |                    |  |           |  |           |  |
| NAME 2EDGKB-7.5-XXP-1Y-1000A&Z(H) |  |                      |  |                      |  |                       |  |                       |  |                    |  |           |  |           |  |

| REV | ECN | DESCRIPTION | DRFT | DATE       |
|-----|-----|-------------|------|------------|
| 00  |     |             | 代永康  | 2023.02.28 |

Transfer or duplication of this document as well as the utilization or communication of its content are prohibited unless authorization is granted. Violations will be held for compensation. All rights reserved for patent, utility model or design registrations. 除专利等明确标注外, 未经许可, 不得复制或传播。本公司保留对涉及发明、实用新型和外观设计的所有权利。