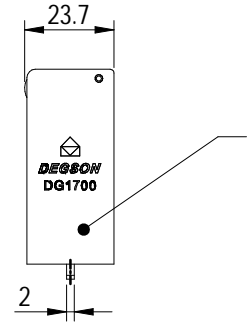
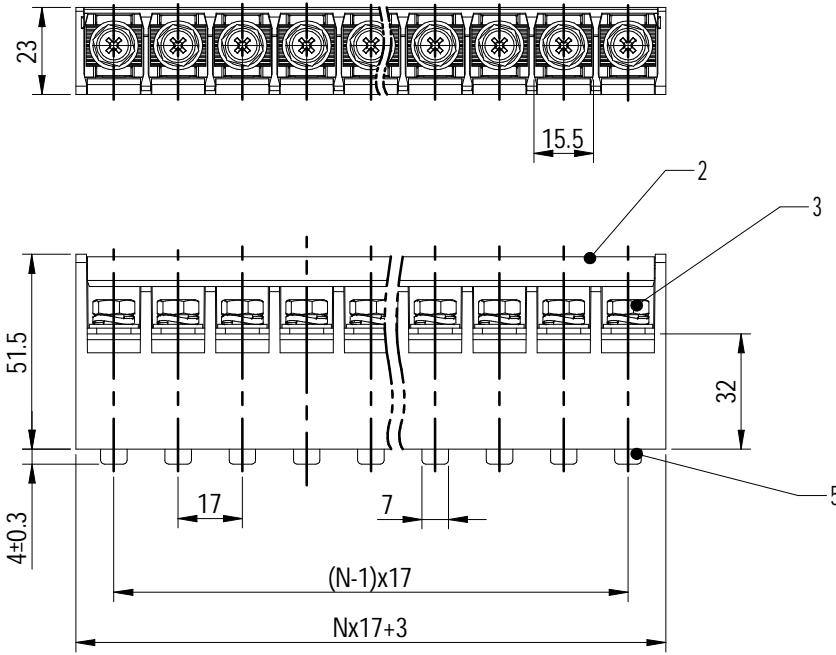
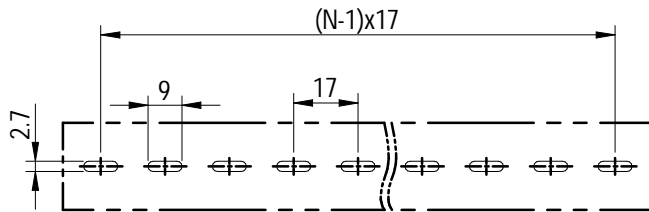


未注公差/General tolerances (mm)											0.1/10			
0 ~ 3	>3 ~ 6	>6 ~ 10	>10 ~ 18	>18 ~ 30	>30 ~ 50	>50 ~ 80	>80 ~ 120	>120 ~ 180	>180 ~ 250	>250 ~ 315		>315 ~ 400	>400 ~ 500	>500
±0.12	±0.18	±0.22	±0.26	±0.31	±0.37	±0.57	±0.80	±0.93	±1.05	±1.15	±1.60	±2.20	±2.50	±2'

(W/O COVER)



PCB LAYOUT



Note: The A&Z (H) in the name means : A (H) and Z (H)

ITEM	NAME OF PART	MATERIAL	NOTES
5	Pin Header	Copper Alloy	Sn Plated
4	Nut	Steel	M6/Ni Plated
3	Screw	Steel	M6/Zn Plated
2	Cover	PC	UL94V-2
1	Housing	PBT	UL94V-0

UL 标准/UL Standard:	B	C	D
额定电压/电流/Rated Voltage(V)/Current(A)	600/65	/	/
螺丝扭矩/Torque Tightening(N·m/Lb.in)	M6, 2.5/22.2		
线径范围/Wire Range(AWG)	22~6		
间距/Pitch(mm)/线数范围/Poles	17.0/N=03~14P		
使用温度范围/Operating temperature(°C)	-30~+120		
符合RoHS环保要求/Conform to RoHS	Yes		

		MATERIAL: /	SURFACE/COLOR: /		
		MAT NO./REV: /	MAT STATUS: /		
APPD: 核准人	核准日期	NAME			
CHKD: 审核人	审核日期	DG1700-B-XXP-1Y-00A&Z (H)			
DRFT: 设计人	设计日期	DRAWING NO.	TYPE	DRAWING STATUS	SCALE
		/	CUSTOMER DRAWING	/	1:2
				SHEET	1/1

REV	ECN	DESCRIPTION	DRFT	DATE
/	/	/	/	/

Transfer or duplication of this document as well as the utilization or communication of its contents are prohibited unless authorized in writing by Degson. All rights reserved for patent. Utility model or design registrations. 除专利及设计注册外, 未经授权, 禁止复制或传播。 除专利及设计注册外, 未经授权, 禁止复制或传播。 除专利及设计注册外, 未经授权, 禁止复制或传播。